



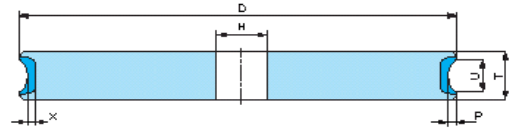
2016-II GLASS

Double edging machines D175mm

Bond recommendations

NB08	High speed - Free cutting
RV50	Long life

Pencil edge wheels for SCHIATTI machines D175mm (bore H=25mm)



NB08 Rough

Glass	T	X	U	P	Gr.	Drawing	Sysnr
3mm	18	5	4	1,5	170		409588
4mm	18	4	5	2	170		409519
5mm	18	4	6	2	140		409518
6mm	18	4	7	2,3	140		405011
8mm	18	4	9	2,5	120		405015 34014706
10mm	18	3	12	3	120		405020
12mm	18	3	14	3	120		405022 34171812

NB08 Fine

Gr.	Sysnr
270	
270	34211347
270	34068277
270	34010245
270	34014709
230	34030150
230	34171813

RV50 Rough

Glass	T	X	U	P	Gr.	Drawing	Sysnr
3mm	18	5	4	1,5	170/S		409588 34016316
4mm	18	4	5	2	170/S		409519
5mm	18	3	6	2	170/S		409518 34038059
6mm	18	3	7	2,3	120/S		405011 34012830
8mm	18	4	9	2,5	120/S		405015
10mm	18	3	12	3	120/S		405020
12mm	18	3	14	3	120/S		405022

RV50 Fine

Gr.	Sysnr
270/S	34016317
270/S	
270/S	34012392
270/S	34013559
270/S	
230/S	
230/S	

Flat edge wheels for SCHIATTI machines D175mm (bore H=25)

Glass	T	X	Drawing	Sysnr / Gr.	
				120	230
4mm	8	3	435098	34009971	34010655
5mm	8	3	435098	34009971	34010655
6mm	8	3	435098	34009971	34010655
8mm	14	3	435078	34012393	34012394
10mm	14	3	435078	34012393	34012394
12mm	14	3	435078	34012393	34012394

For polishing wheels, quotation on request

Double edging machines D 175 mm

Pencil edge wheels for BOTTERO - FMF machines D175mm (bore H=50) and CMS machines (bore H=90)

Glass	NB08 Rough					NB08 Fine				
	T	X	U	P	Gr.	Drawing	Sysnr	Gr.	Drawing	Sysnr
3mm	16	5	4	1,5	170			270		
4mm	16	4	5	2	170	405010		270	405010	34007068
5mm	16	3	6	2	140			270		
6mm	16	3	7	2,3	140			270		
8mm	30	4	9	2,5	120			270		
10mm	30	3	12	3	120			230		
12mm	30	3	14	3	120			230		

Glass	RV50 Rough					RV50 Fine				
	T	X	U	P	Gr.	Drawing	Sysnr	Gr.	Drawing	Sysnr
3mm	16	5	4	1,5	170/S			270/S		
4mm	16	4	5	2	170/S	405010		270/S	405010	
5mm	16	3	6	2	140/S			270/S		
6mm	16	3	7	2,3	140/S			270/S		
8mm	30	4	9	2,5	120/S			270/S		
10mm	30	3	12	3	120/S			230/S		
12mm	30	3	14	3	120/S			230/S		

For polishing wheels, quotation on request



Double edging machines D200mm

Bond recommendations

NB08	High speed - Free cutting
RV50	Long life

Double edging machines D200mm

Pencil edge wheels for BOTTERO - FMF machines D200mm (bore H=50)

Glass	NB08 Rough						NB08 Fine		
	T	X	U	P	Gr.	Drawing	Sysnr	Gr.	Sysnr
3mm	30	3	4	1,5	170		407939	270	
4mm	30	3	5	2	170		407942	270	34007517
5mm	30	3	6	2	140		407943	270	34013043
6mm	30	3	7	2,3	140		407944	270	34013044
8mm	30	3	9	2,5	120		407945	270	
10mm	30	3	12	3	120		407946	270	
12mm	30	3	14	3	120		407958	270	

Glass	RV50 Rough						RV50 Fine		
	T	X	U	P	Gr.	Drawing	Sysnr	Drawing	Sysnr
3mm	30	3	4	1,5	170/S		407939		407939
4mm	30	3	5	2	170/S		407942		34161197
5mm	30	3	6	2	140/S		407943		34161202
6mm	30	3	7	2,3	140/S		407944		407944
8mm	30	3	9	2,5	120/S		407945		407945
10mm	30	3	12	3	120/S		407946		34012407
12mm	30	3	14	3	120/S		407958		

For polishing wheels, quotation on request

Double edging machines D 200 mm

Pencil edge wheels Diamond cup D 200 mm (bore H=90)

Glass	NB08 Rough						NB08 Fine		
	T	X	U	P	Gr.	Drawing	Sysnr	Gr.	Sysnr
3mm	20	4	4	1,5	170		409324	270	
4mm	20	3	5	2	170		409568	270	34007556
5mm	20	3	6	2	140		409567	270	
6mm	20	3	7	2,3	140		409569	270	34007557
8mm	20	4	9	2,5	120		409108	270	
10mm	20	3	12	2,5	120		409516	270	
12mm	20	3	14	3	120		408125	270	

Glass	RV50 Rough						RV50 Fine		
	T	X	U	P	Gr.	Drawing	Sysnr	Gr.	Sysnr
3mm	20	4	4	1,5	170/S		409324	270/S	
4mm	20	3	5	2	170/S		409568	270/S	34014708
5mm	20	3	6	2	140/S		409567	270/S	
6mm	20	3	7	2,3	140/S		409569	270/S	
8mm	20	4	9	2,5	120/S		409108	270/S	
10mm	20	3	12	2,5	120/S		409516	270/S	34026387
12mm	20	3	14	3	120/S		408125	270/S	

For polishing wheels, quotation on request

Pencil edge wheels for Busetti Plus machines D 200 mm (bore H= 90)

Glass	NB08 Rough						NB08 Fine		
	T	X	U	P	Gr.	Drawing	Sysnr	Gr.	Sysnr
3mm	8	3	4	1,5	170		409861	270	
4mm	9	3	5	2	170		408094	270	34006024
5mm	10	3	6	2	140		408037	270	34055884
6mm	11	3	7	2,3	140		408122	270	
8mm	12	3	9	2,5	120		409585	270	34009003
10mm	16	3	12	3	120		408104	270	34006027
12mm	16	3	14	3	120		408101	270	

For polishing wheels, quotation on request

Double edging machines D200mm

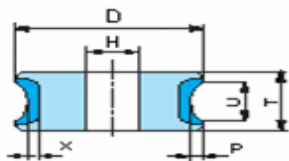
Pencil edge wheels for GME machines D200mm (bore H=130)

Glass	NB08 Rough						NB08 Fine		
	T	X	U	P	Gr.	Drawing	Sysnr	Gr.	Sysnr
3mm	20	3	4	1,5	170	406695		270	
4mm	20	3	5	2	170	406722		270	34006007
5mm	20	3	6	2	140	406726	34006008	270	
6mm	20	3	7	2,3	140	406146	34073328	270	34073330
8mm	20	3	9	2,5	120	406135	34010477	270	34011261
10mm	20	3	12	2,5	120	406138		270	
12mm	20	3	14	3	120			270	

Glass	RV50 Rough						RV50 Fine		
	T	X	U	P	Gr.	Drawing	Sysnr	Gr.	Sysnr
3mm	20	3	4	1,5	170/S	406695	34036599	270/S	34036600
4mm	20	3	5	2	170/S	406722	34049647	270/S	34049649
5mm	20	3	6	2	140/S	406726		270/S	
6mm	20	3	7	2,3	140/S	406146		270/S	
8mm	20	3	9	2,5	120/S	406135		270/S	
10mm	20	3	12	2,5	120/S	406138		270/S	
12mm	20	3	14	3	120/S			270/S	

For polishing wheels, quotation on request

Pencil edge wheels D25mm (bore H= 12)



Rough D151

Fine D64

Glass	T	X	U	P	Drawing	Sysnr	Sysnr
-------	---	---	---	---	---------	-------	-------

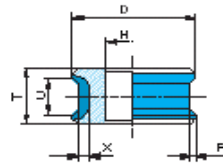
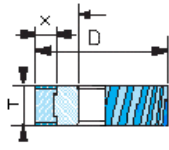
Continuous band

3mm	10	3	4	1,5	400116		
4mm	10	3	5	2	400117	34039704	
5mm	10	3	6	2	400148		

Continuous band 2 S-2H

6mm	10	3	8	2,3	400162		
8mm	17	3	10	2,5	400163		
10mm	17	3	12	2,5	400167		
12mm	17	3	14	3	400168		
15mm	24	3	17	3	400169		
19mm	24	3	21	3	400176		

Trapezoidal wheels D25mm (bore H=12)

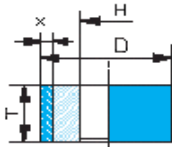


Rough D 151

Fine D64

Glass	T	X	Drawing	Sysnr	T	X	L	Sysnr	
Segmented flat edge wheels					Trapezoidal wheels 2 S-2 H				
3mm	10	5	451031	34009993	10	3	2 2	34013553	
4mm	10	5	451031	34009993	10	3	2 2	34013554	
5mm	10	5	451031	34009993	10	3	3 2 410254		
6mm	10	5	451031	34009993	10	3	4 2 410255		
8mm	10	5	451031	34009993	17	3	5 3 410190	34009449	
10mm	18	5	451027	34013622	17	3	7 3 410191	34009450	
12mm	18	5	451027	34013622	17	3	9 3 410192	34010630	
15mm	18	5	451027	34013622	25	3	12 3 410193	34007118	
19mm	22	5	450007	34013611	24	3	15 3 410196	34013612	

Flat edge wheels D25mm (bore H=12)



Fine D64

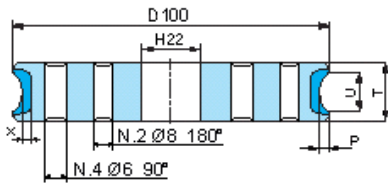
Glass	T	X	Drawing	Sysnr
Continuous band 2 S-2H				
3-8mm	10	3	430117	34009312
10-12mm	15	3	430118	34240462
15-19mm	22	3	430100	34240463

Sysnr

CNC Tool holder 1/2 gas

34029113

Pencil edge wheels D100mm



Rough D151 SOLE POS. D107

Fine D64

Glass	T	X	U	P	Drawing	Sysnr	Sysnr	Sysnr
-------	---	---	---	---	---------	-------	-------	-------

Pencil edge

3mm	12	3	4	1,5	400989		34056609	
4mm	12	3	5	2	401410	34073215	756959	
5mm	12	3	6	2	401411	34011939	34233278	34011940

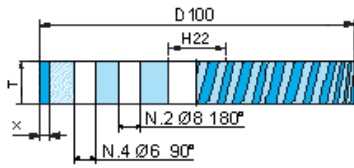
Pencil edge 4 S-4H

6mm	12	3	7	2,3	400545	34233240	34012108	
8mm	15	3	9	2,5	400810	34011951		
10mm	20	3	12	3	400813	34233271	34201806	
12mm	20	3	14	3	400814	34233276		
15mm	28	3	17	3,5	400817	34233299		
19mm	28	3	22	3,5	400818	34233272		

Pencil edge 4 H

Drawing	Sysnr
400539	34018645
400542	34053310
400536	34233297
400537	34233298
400543	
400544	

Trapezoidal wheels D 100 mm

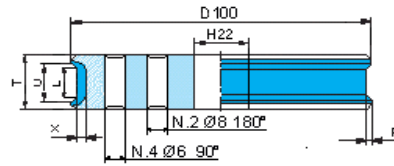


Rough D151

Glass	T	X	Drawing	Sysnr
-------	---	---	---------	-------

Segmented flat edge wheels 5 H

3mm	8	5	452120	34010535
4mm	8	5	452120	34010535
5mm	8	5	452120	34010535
6mm	8	5	452120	34010535
8mm	10	5	452121	34010536
10mm	12	5	452122	34010537
12mm	14	5	452123	34010538
15mm	17	5	452124	34010539
19mm	22	5	452125	140099



Fine D64

T	X	L	P	Drawing	Sysnr
---	---	---	---	---------	-------

Trapezoidal wheels 4H

12	3	2	1,5	410588	34021537
12	3	2	2	410311	765562
12	3	3	1,75	410313	34009459
15	3	4	2	410289	34009452
15	3	5	2	410292	34009454
20	3	7	2,5	410301	34007621
20	3	9	2,5	410305	34009458
28	3	12	3	411647	34007708
28	3	16	3	411650	34007714

Segmented flat edge wheels 5 H

6mm	8	5	452120	34010535
8mm	10	5	452121	34010536
10mm	12	5	452122	34010537
12mm	14	5	452123	34010538
15mm	17	5	452124	34010539
19mm	22	5	452125	140099

Trapezoidal wheels 4S-4H

Sysnr

15	3	4	2	410290	34006294
15	3	5	2	410297	34007609
20	3	7	2,5	410303	34009456
20	3	9	2,5	410306	34007632
28	3	12	3	411648	34007711
28	3	16	3	411651	34013144

Flat edge wheels D 100 mm



Rough D151

T	X	Drawing	Sysnr
---	---	---------	-------

Segmented flat edge wheels

3-12mm	14	5	452123	34010539
15-19mm	22	5	452125	140099
> 19mm	35	5	452150	34010541



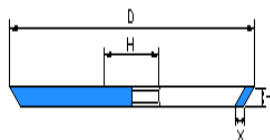
Fine D64

T	X	Drawing	Sysnr	Sysnr
---	---	---------	-------	-------

Cont. band 4 S-4 H

14	3	432390	34013615	34013614
22	3	432366	34009948	765817
35	3	432380	34010336	34009950

45° Wheels D 100 mm (H=22)



230

T	X	Drawing	Sysnr
8	3	432014	
13	3	432359	34010512

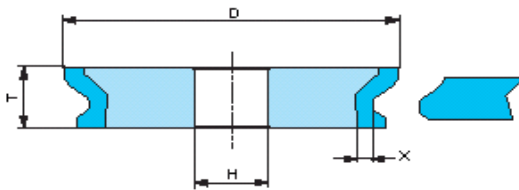


Price list 2016-II GLASS

CNC machines

Profiling wheels Dm 100mm

"OG" / "000" PROFILE D 100 mm (bore H=22)



Rough D151 BN

Glass	T	X	Drawing	Sysnr
-------	---	---	---------	-------

Continuous band ,8 S & H

10mm	14	5	409197
12mm	17	5	409189
15mm	20	5	408951
19mm	26	5	408952

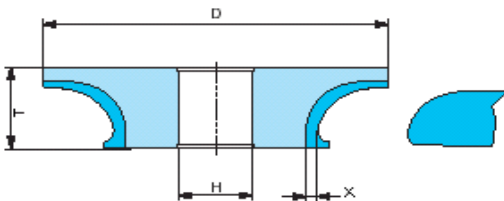
Fine D64 RV003

Drawing	Sysnr
---------	-------

Continuous band, 8 H

409198
401717
409199
408953

"WATERFALL" PROFILE D 100 mm (bore H=22)



Rough D151 BN

Glass	T	X	Drawing	Sysnr
-------	---	---	---------	-------

Continuous band ,8 S - 8 H

10mm	18	3	409186
12mm	22	3	409214
15mm	25	3	401585
19mm	28	3	408926

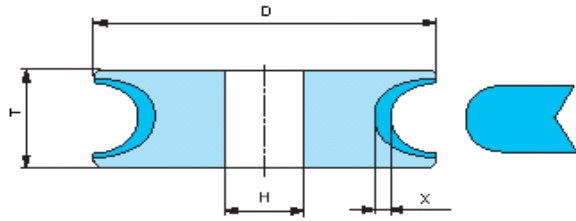
Fine D64 RV003

Drawing	Sysnr
---------	-------

Continuous band, 8 H

409187	
409215	
401584	34006712
408927	34006716

"BULLNOSE" / "O14" PROFILE D 100 mm (bore H=22)



Rough D151

Fine D64

Glass	T	X	Drawing	Sysnr
-------	---	---	---------	-------

Drawing	Sysnr
---------	-------

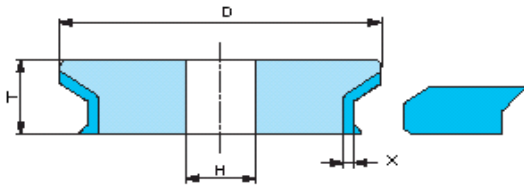
Continuous band , 8 S & H

Continuous band ,8 H

10mm	27	5	408930	34006717
12mm	25	5	408954	34006721
15mm	27	5	400409	34009820
19mm	35	5	400407	34013380

	408931	34007533
	408955	34006722
	400410	34009821
	400408	34006708

"CHAMFER 36°" / "O25" PROFILE D 100 mm



Rough D151

Fine D64

Glass	T	X	Drawing	Sysnr
-------	---	---	---------	-------

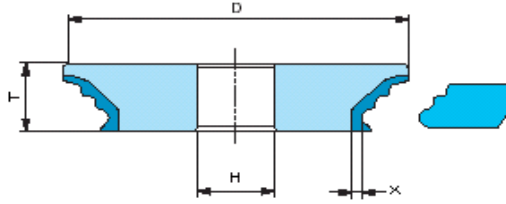
Drawing	Sysnr
---------	-------

Continuous band

Continuous band

10mm	20	3		
12mm	22	3		
15mm	25	3		

"TRIPLE WATERFALL" / "O16" PROFILE D 100 mm



Rough D151

Fine D64

Glass	T	X	Drawing	Sysnr
-------	---	---	---------	-------

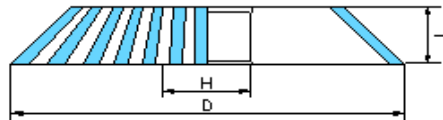
Drawing	Sysnr
---------	-------

Continuous band ,8 S & H

Continuous band,8 H

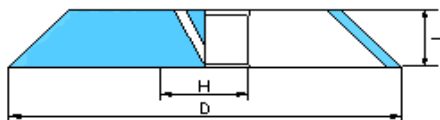
12mm	21	5	401588	
15mm	25	5	409206	
19mm	28	5	401931	

401731	
401733	
401932	



Segmented wheel incl. 45° - GR 120

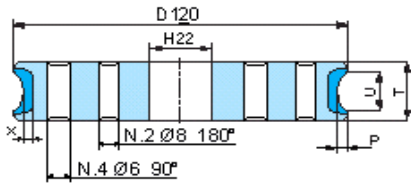
12mm	14	5	452011	34013473
15mm	19	5	452171	34013472
19mm	22	5	452147	34069913



Continuous band incl. 45° 4 S - 4 H

12mm	14	5	432430	
15mm	19	5	432430	
19mm	22	5	432399	34010513

Pencil edge wheels D120mm



Glass	T	X	U	P	Drawing	Rough D151 Sysnr	SOLE POS. D107 Sysnr	Fine D64 Sysnr
-------	---	---	---	---	---------	---------------------	-------------------------	-------------------

Pencil edge

3mm	10	3	4	1				
4mm	10	3	5	1,5				
5mm	10	3	6	2				

Pencil edge 4S-4H

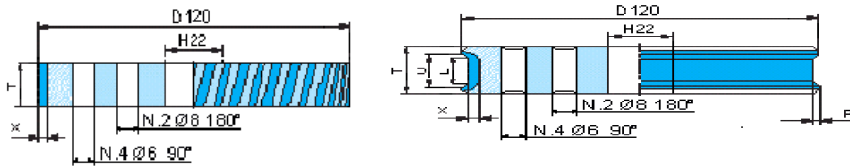
6mm	13	3,6	7	2,3	401250	34044220		
8mm	12	3,2	9	2,5	401386	34052198	34052199	
10mm	14	3	12	2,5				
12mm	16	3	14	3				
15mm	22	3	17	3,5				
19mm	25	3	22	3,5				

Pencil edge 4H

Fine D64

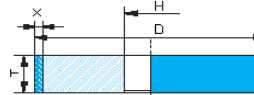
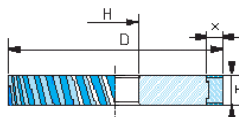
Drawing	Sysnr
401249	34044219
401385	34052197

Trapezoidal wheels D 120 mm



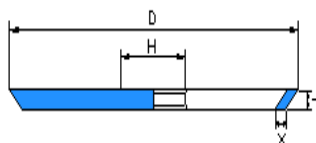
Rough D151					SOLE POS. D107		Fine D64				
Glass	T	X	Drawing	Sysnr	T	X	L	P	Drawing	Sysnr	Sysnr
Segmented flat edge wheels					Trapezoidal wheels 4S-4H						
4mm	8	5	452131	34010540	10	3	2	2	411102	34057699	
5mm	8	5	452131	34010540	10	3,7	3	2	411114	34058015	
6mm	8	5	452131	34010540	12	3,7	4	2	411069	34051411	34051412
8mm	10	5	452132	34005884	12	3	5	3,2	411073	34052895	34052896
10mm	12	5	452130	34010002	16,5	3	7	3,2	411074	34057647	34209300
12mm	14	5	452134	34011933	20	3	10	2,5	411077		34228085
15mm	17	5	452139	34007165	20	3	12	3			
19mm	22	5	452261	34025675	25	3	16	3			

Flat edge wheels D120mm (bore H=22)



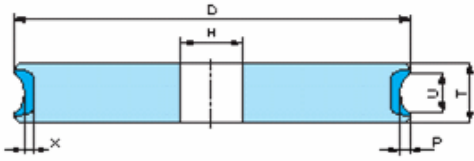
Rough D151				SOLE POS. D107		Fine D64			
T	X	Drawing	Sysnr	T	X	Drawing	Sysnr	Sysnr	
Segmented flat edge wheels				Cont. band 4S-4H					
3-12mm	14	5	452134	34011933	14	3	432365	34013616	34013617
15-19mm	22	5	452261	34025675	22	3	432398	34013620	34013618

45° Wheels D 120 mm (bore H=22)



SOLE POS. 325			
T	X	Drawing	Sysnr
Cont. band			
10	3	432272	34013619

Pencil edge wheels D 150 mm (bore H=50)



Rough D151

Fine D64

Glass	T	X	U	P
-------	---	---	---	---

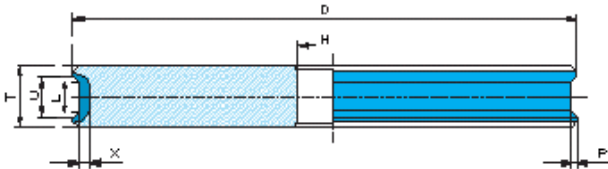
Cont. band

3mm	15	3	3	1,5
4mm	15,2	3	5	1,5
5mm	15	3	6	2

Cont. Band - 6S.

6mm	15	3	7	2,3
8mm	18	3	9	2,5
10mm	18	3	12	2,5

Trapezoidal wheels D 150 mm (bore H=50)



Rough D151

Fine D64

Glass	T	X	L	P
-------	---	---	---	---

Segmented flat edge wheels

Cont. band

3mm	8	5		
4mm	8	5		
5mm	8	5		

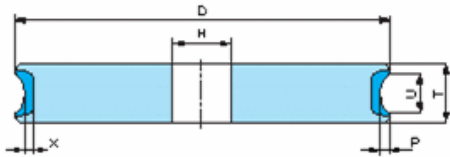
15	3	2	2
15	3	2	2
15	3	3	2

Cont. Band - 6S.

6mm	8	5		
8mm	10	5		
10mm	12	5		

15	3	3,5	3
19	3	5	3
19	3	7	3

Pencil edge wheels D 150 mm (bore H=22)



Rough D151

SOLE POS. D107

Fine D64

Glass	T	X	U	P	Drawing	Sysnr	Sysnr	Sysnr
-------	---	---	---	---	---------	-------	-------	-------

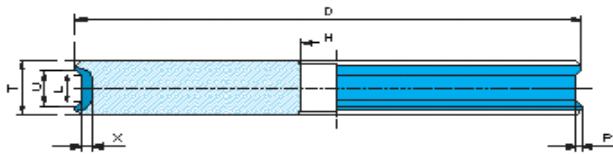
Cont. band

3mm	15	3	3	1,5	408878		34019438	
4mm	15,2	3	5	1,5	403615		34021865	3412109

Pencil edge 6 S-6H

5mm	15	3	6	2	403616		34175283	34160963
6mm	15	3	7	2,3	403327	34019699	34019700	34011885
8mm	18	3	9	2,5	403709		34175285	
10mm	18	3	12	2,5	403628		34165652	

Trapezoidal wheels D 150 mm (bore H=22)



Rough D151

Glass	T	Segm.	Drawing	Sysnr
-------	---	-------	---------	-------

Segmented flat edge wheels

3mm	8	72	454143	34010031
4mm	8	72	454143	34010031
5mm	8	72	454143	34010031
6mm	8	72	454143	34010031
8mm	12	72	454145	34010032
10mm	12	72	454145	34010032
12mm	14	62	454155	34010034
15mm	17	62	454156	34021055
19mm	22	62	454150	34018777

SOLE POS. D107

D76

Glass	T	X	L	P	Drawing	Sysnr	Drawing	Sysnr
-------	---	---	---	---	---------	-------	---------	-------

Trapezoidal wheels 6 S- 6 H

Trapezoidal wheels 6 H

3mm	15	3	2	1,5	413629	34071741	413628	34071730
4mm	15	3	2	2	412806	34046714	412807	34056271
5mm	15	3	3	2	412950	34071633	412946	34071520
6mm	15	3	4	2,5	413527	34071525	413526	34034874
8mm	19	3	5	2,5	412932	34051871	412937	34046754
10mm	19	3	7	2,5	412934	34071537	412938	34034105
12mm	19	3	9	2,5	412935	37071537	412941	34063804
15mm	28	2,5	12	3,5	412943	34047362	412940	34071539
19mm	28	2,5	16	3,5	412942	34047361	412939	34071551

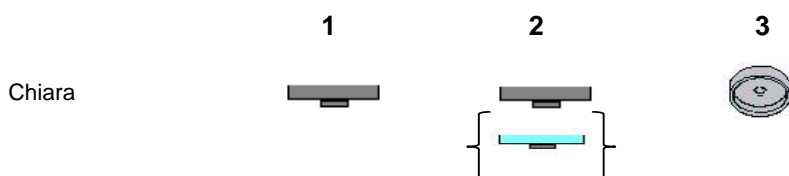


2016-II GLASS

Forvet Chiara

Double edging machines for flat edge

Machine Positions



Flat edge wheels and Corner breakers

Type	Ø	T	H	X	Bond	Drawing	Sysnr / Gr.	
							D151	D64
Flat edge wheels	200	16	86	10	WTB	436202	34205211	
Corner breakers	170	16	86	6,5	SLV	434324	34205212	

Metal bond cup wheels

Type	Ø	T	H	W-X	Bond	Drawing	Sysnr / Gr.					
							100	120	140	170	230	270
Cont. band - 4 slots	75	19	20	7x6	AG5B	424204	34040279					
Cont. band	75	19	20	7x6	AG5	424205	34040280		34040289			

Resin bond cup wheels

Type	Ø	T	H	W-X	Bond	Drawing	Sysnr / Gr.					
							100	120	140	170	230	270
Cont. band	75	20,5	20	7x6	BK	424283	34008228					

Arris wheels

Type	Ø	T	H	W-X	Bond	Drawing	Sysnr / Gr.	
							325	400
Met. bond	75	19	20	7x6	KN	424205	34040281	
Res. bond	75	20,5	20	7x6	BK	424283	34009145	

Forvet Francesca
CNC machines

Milling cutters

			Specification	Gr.	Drawing	Sysnr
10 x 22	1/2"G fitting	Router - 4 segments	BN	M102	439229	34032623
15 x 22	1/2"G fitting	Router - 4 segments	BN	M102	439245	34051146
20 x 20	1/2"G fitting	Router - 6 segments	BN	M102	439150	34031563

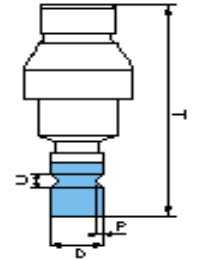
Countersinks

Dm			Specification	Gr.	Drawing	Sysnr
35	1/2"G fitting - 45°	L 95mm	FVS	D91	480160	34012435
50	1/2"G fitting - 45°	L 95mm	FVS	D91	480175	34021481

Pencil edge routers D 14 mm(1/2"G fitting)

SOLE POS. Gr. 230

Glass	T	X	L	P	Drawing	Sysnr
Pencil edge wheels 1 S & H						
3mm	108	3	4	1,5	400479	34040149
4mm	108	3	5	2	400480	34040181
5mm	108	3	6	2	400481	34040182
6mm	108	3	7	2,5	400482	34040183
8mm	108	3	9	2,5	400483	34040184
10mm	108	3	12	2,5	400484	34040185
12mm	108	3	14	3	400485	34040186
15mm	108	3	17	3	400487	34040188
19mm	108	3	21	3	400488	34040189



Trapezoidal edge routers D 14 mm (1/2"G fitting)

SOLE POS. Gr. 230

Glass	T	X	L	P	L	P	Drawing	Sysnr
Trapezoidal wheels 1 S-1H								
3mm	108	3	2	1,5			410216	34040190
4mm	108	3	2	2			410217	34040191
5mm	108	3	3	2			410218	34040192
6mm	108	3	4	2			410219	34040193
8mm	108	3	5	2			410220	34040194
10mm	108	3	7	2			410221	34013348
12mm	108	3	9	2			410222	34040195
15mm	108	3	12	2			410223	34040196
19mm	108	3	15	2,5			410224	34040197



CNC vertical machines

Guideline for the use of peripheral wheels D150mm

Flat Edge - Rough edge finish

Glass thickness	Suggested wheel - type and grit
C3	Trapezoidal wheel grit D107
C4	
C5	
C6	
C8	
C10	Trapezoidal wheel grit D151
C12	
C15	
C19	

Flat Edge -Medium edge finish

Glass thickness	Suggested wheel - type and grit
C3	Segmented flat edge wheel D151 + Trapezoidal wheel D107 + Polishing wheel
C4	
C5	
C6	
C8	
C10	Segmented flat edge wheel D151 + Trapezoidal wheel D107 + Polishing wheel
C12	
C15	
C19	

Flat Edge - Good edge finish

Glass thickness	Suggested wheel - type and grit
C3	Segmented flat edge wheel D151 + Trapezoidal wheel D76 + Polishing wheel
C4	
C5	
C6	
C8	
C10	Segmented flat edge wheel D151 + Trapezoidal wheel D76 + Polishing wheel
C12	
C15	
C19	

Flat Edge - Extra edge finish

Glass thickness	Suggested wheel - type and grit
C6	Segmented flat edge wheel D151 + Trapezoidal wheel D107 + Trapezoidal wheel D54 + Polishing wheel
C8	
C10	
C12	
C15	
C19	



Price list 2016-II GLASS

CMS BREMBANA Profile



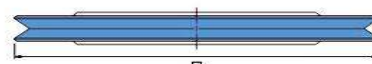
Trapezoidal wheels - D150mm

Glass	T	X	L	Spec	Drawing	6S-6H		6H		
						D151	D107	D76	D54	
						3mm	15	3	2	P11
4mm	15	3	2	P11	412806	34184477 34046714	412807	34056271		
5mm	15	3	3	P11	412950	34184478 34071633	412946	34071520		
6mm	15	3	4	P11	413527	34047263 34071525	413526	34034874	34071522	
8mm	19	3	5	P11	412932	34047858 34071527	412937	34046754	34071528	
10mm	19	3	7	P11	412934	34047264 34051871	412938	34034105	34051873	
12mm	19	3	9	P11	412935	34063808 34071537	412941	34063804	34047746	
15mm	28	2,5	12	P11	412943	34071538 34047362	412940	34071539	34047055	
19mm	28	2,5	16	P11	412942	34071540 34047361	412939	34071551	34047053	

Segmented wheels D150mm

Glass	T	Segments	Spec	Drawing	Sysnr / Gr.	
					D151	
3-6mm	8	72	BN	454143	34010031	
8-10mm	12	72	BN	454145	34010032	6H
12mm	14	62	BN	454155	34010034	6H
15mm	17	62	BN	454156	34021055	6H
19mm	22	62	BN	454150	34018777	6H

V wheels D150mm- 90°



Glass	T	X	Spec	Drawing	Sysnr / Gr.		
					D107	D91	D76
C3-C10 / 5+5	20	3	P11	413624	34047240	34174994	34018006
C10-C19 / 10+10	28	3	P11	413626	34058810	34174995	34025415

Vertical machines - CMS Delta Shape

Trapezoidal pencil edge wheels - D 200 mm - N°10 s ph

Glass	T	X	U	L	P	Drawing	Sysnr / Gr.					
							100	120	140	170	200	230
4mm	14	3	6	2	2	416181		34013391	34006449	34007740		34007741
5mm	14	3	7	3	2	416182			34006450	34013393		34007742
6mm	14	3	8	4	2	416183			34006451	34013395		34007743
8mm	20	3	10	5	2,5	416184		34007744		34013397		34007745
10mm	20	3	12	7	2,5	416185		34006453		34013399		34007746
12mm	20	3	14	9	2,5	416186		34006454		34013400		34007747
15mm	28	3	18	12	3	416187			34013411	34013412		34006455
19mm	28	3	22	16	3	416188			34013413	34013414		34006456

Pencil edge wheels D 200 mm

Glass	T	X	U	P	Drawing	Sysnr / Gr.						
						100	120	140	170	200	230	
4mm	14	3,5	5	1,5	409105			34013357	34013358			34013359
5mm	14	3	6	2	409106			34013361	34013362			34013363
8mm	20	3,5	10	2,5	409108				34013356			
10mm	20	3,5	12	2,5	409109		34013369		34013370			34013381
12mm	20	3	14	3	409110		34013382		34013383			34013384
15mm	29	2,5	17	3,5	409111			34013385	34013386			34013387
19mm	29	2,5	22	3,5	409112			34013388	34013389			34013390

Segmented wheel D 200 mm

Glass	T	Segments	Bond	Drawing	Sysnr / Gr.						
					151						
3 - 8 mm	10	70	BN	456031			34010041				
3 - 15 mm	17	70	BN	456032			34010042				
3 - 19 mm	22	70	BN	456033			34010043				

V Wheels - 90°

Glass	T	X	Drawing	Sysnr / Gr.	
				230	270
3 - 5+5 mm	20	2	413595	34006427	
12 - 10+10 mm	30	2	413596	34006428	

Peripheral wheels for vertical machines

Vertical machines - FOREL EM/GM

Trapezoidal pencil edge wheels - D 200 mm - N°10 s ph

Glass	T	X	U	L	P	Drawing	Sysnr / Gr.						
							100	120	140	170	200	230	270
4mm	14	3	6	2	2	416818		34055753		34009931		34010765	
5mm	14	3	7	3	2	416823				34006466	34161130	34009466	
6mm	14	3	8	4	2	416824		34006467	34164327	34007754	34161131	34007755	
8mm	20	3	10	5	2,5	416819		34006462		34007750	34013237	34007749	
10mm	20	3	12	7	2,5	416821		34006464		34007751	34013241	34007752	
12mm	20	3	14	9	2,5	416825		34006468		34007756	34013236	34007757	
15mm	28	3	18	12	3	416822		34006465		34010322		34007753	
19mm	28	3	22	16	3	416826				34186329		34013415	

Sole position - N°10 sph

Glass	X	U	L	P	Drawing	Sysnr / Gr.							
						100	120	140	170	200	230	270	
3+3mm	3	8	4	2	416832		34011930						
4+4mm	3	10	5	2,5	416833		34010493						
5+5mm	3	12	7	2,5	416834		34011407						
6+6mm	3	14	9	2,5	416835		34007154						
8+8mm	3	20	14	3	416830		34068851		34007153		34028719		
18-19mm	3	21	15	3	416197		34006459						
10+10mm	3	22	16	3	416198		34006460		34011599				

Segmented wheel - D 200 mm

Glass	T	Segments	Bond	Drawing	Sysnr / Gr.	
					100	151
3 - 12 mm	15	70	BN	456037		34010550
3 - 19 mm	25	70	BN	456038		34010551
3 - 19 mm	40	70	BN	456042		34010046

V Wheels - 90°

Glass	T	X	Drawing	Sysnr / Gr.		
				170	200	230
3 - 5+5 mm	20	2	413598	34010261	34013238	34006430
12 - 10+10 mm	30	2	413597		34013239	34006429

Peripheral wheels for vertical machines

Vertical machines - FOREL EM/GM "EGO1"

V Wheels - 90°

Glass	Ø	T	X	Drawing	Sysnr /Gr.
					230
3-15mm	144	33	3	434315	34010514

V Wheels - 90°

Glass	Ø	T	X	Drawing	Sysnr /Gr.
					230
3-15mm	144	33	5	434295	34009313

Vertical machines - FOREL EM/GM "EGO2"

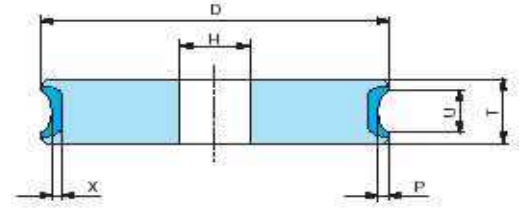
Wheels - 45°

Glass	Ø	T	X	Drawing	Sysnr /Gr.
					230
					325
	100	8	3	432014	534438
	100	13	3	432359	34010512

Minimum order: 2 pieces per code

Vertical machines - LISEC

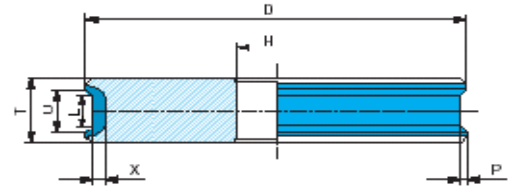
Pencil edge wheels D 150mm



Glass	T	X	P	Spec	Drawing	Sysnr / Gr.	
						D151	D107
						6S-6H	
3mm	14	3	1,5	P11			
4mm	14	3	2	P11			
5mm	14	3	2	P11	403616	34244858	34160965
6mm	14	3	2	P11	403327	34244860	34281346
8mm	20	3	2,5	P11	403709	34244864	34160782
10mm	20	3	3	P11	403628	34244868	
12mm	20	2,5	3,5	P11	403739	34244926	

Drawing	Sysnr / Gr.		
	D107	D76	D64
403701	34064837	34160110	34160111
403702	34064838	34160112	34160113
403740	34288098	34265875	
403703	34064839	34160571	34160572
403741		34245055	
403763		34245056	
403764		34245085	

Trapezoidal edge wheels - D 150 mm



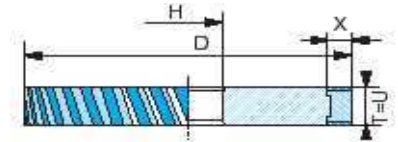
Glass	T	X	L	Spec	Drawing	Sysnr / Gr.	
						D151	D107
						6S-6H	
3mm	15	3	2	P11	413629		34071741
4mm	15	3	2	P11	412806	34184477	34046714
5mm	15	3	3	P11	412950	34184478	34071633
6mm	15	3	4	P11	413527	34047263	34071525
8mm	19	3	5	P11	412932	34047858	34071527
10mm	19	3	7	P11	412934	34047264	34051871
12mm	19	3	9	P11	412935	34063808	34071537
15mm	28	2,5	12	P11	412943	34071538	34047362
19mm	28	2,5	16	P11	412942	34071540	34047361

Drawing	Sysnr / Gr.	
	D76	D54
413628	34071730	
412807	34056271	
412946	34071520	
413526	34034874	34071522
412937	34046754	34071528
412938	34034105	34051873
412941	34063804	34047746
412940	34071539	34047055
412939	34071551	34047053

Peripheral wheels for vertical machines

Vertical machines - LISEC

Segmented flat edge wheels - D 150 mm



Glass	T	Segments	Spec	Drawing	Sysnr / Gr.	
6H						
D151						
3-6mm	8	72	BN	454143	34010031	
8-10mm	12	72	BN	454145	34010032	
12mm	14	72	BN	454155	34010034	
15mm	17	72	BN	454156	34021055	
19mm	22	72	BN	454150	34018777	

V-90° wheels - D 150 mm



Glass	T	Segments	Spec	Drawing	Sysnr / Gr.		
D107							
D91							
D76							
C3-C10 / 5+5	20	3	P11	413624	34047240	34174994	34018006
C10-C19 / 10+10	28	3	P11	413626	34058810	34174995	34025415